

# PPIWS user guide

Waste provider

# 1 CONTENT

---

2	Registration of waste provider .....	4
3	Registration of waste generating site .....	4
4	Waste residues from beginning .....	5
5	Change the data of waste generating site .....	7
6	Remove waste generating site.....	8
7	Preview the data of waste generating site .....	9
8	Waste management contracts.....	9
9	Accumulated (kept) wastes.....	10
10	Waste generating accounting documents .....	10
10.1	Preview the list of waste generating journal, summary and annual report.....	10
10.2	Create a new journal.....	11
10.3	Add new journal entry .....	12
10.3.1	Produced waste .....	12
10.3.2	Transfer of waste to no waste manager .....	13
10.3.3	Transfer of municipal waste indirect .....	13
10.3.4	Write out.....	13
10.4	Edit/remove journal entry .....	13
10.5	To approve summary .....	14
10.6	Edit journal.....	16
10.7	Presentation of the annual report for approval .....	16
11	Accompanying letter .....	19
11.1	Create a new accompanying letter .....	19
11.2	Create a new accompanying letter on the old basis.....	21
11.3	Remove the accompanying letter .....	21
11.4	Prepare the accompanying letter .....	21
11.4.1	General information.....	22
11.4.2	Transmitted waste .....	23
11.4.3	Broker / waste distributor.....	23
11.5	Start a shipment of waste .....	24
11.5.1	General information.....	24
11.5.2	Transmitted waste .....	25
11.5.3	Broker / waste distributor.....	26
11.6	Confirm finish of shipment .....	26
11.7	Refuse to specify consignee data.....	27

11.8	Cancel shipment.....	28
11.9	Preview data of accompanying letter .....	29
11.10	Print accompanying letter.....	30

## 2 REGISTRATION OF WASTE PROVIDER

To register for the first time as a waste provider, click on the section "Waste providers". Selecting a waste provider section will open a registration window, which need to select at least one activity and then click on the "Perform" button.

The screenshot shows the GPAIS web application interface. At the top, there is a navigation bar with the following tabs: "Registration of producers", "Waste manager", "Waste providers" (highlighted with a red box), "GII organization", "Administration of deposit", "PAI accounting", "Operational documents", and "Karšina Kuparickute". Below the navigation bar, the page title is "Registration" and the sub-section is "Accounting of waste generation". A small note below the sub-section reads: "Pašymėklė, kurios iš žemai nurodytų kriterijų atitinka įstatymų, įmonių struktūriniai padaliniai ar atskiri įmonių padaliniai." The main content area contains a list of activities with checkboxes, each followed by a detailed description in Lithuanian. The activities include: 1) Waste management activities (checkbox checked), 2) Waste management activities for specific waste types (checkbox checked), 3) Waste management activities for specific waste types (checkbox checked), 4) Waste management activities for specific waste types (checkbox checked), 5) Waste management activities for specific waste types (checkbox checked), 6) Waste management activities for specific waste types (checkbox checked), 7) Waste management activities for specific waste types (checkbox checked), 8) Waste management activities for specific waste types (checkbox checked), 9) Waste management activities for specific waste types (checkbox checked), 10) Waste management activities for specific waste types (checkbox checked). At the bottom left of the form, there is a green "Perform" button highlighted with a red box.

The system automatically takes you to the waste generating sites registration form. The waste provider must click on the "Register" button in the list of waste generating sites to register the waste generating site.

The screenshot shows the "Waste generating sites" registration form. At the top, there is a navigation bar with the following tabs: "Waste maker", "Waste generating sites" (highlighted with a green box), and "Waste management contracts". Below the navigation bar, the page title is "Waste generating sites". On the right side, there is a green "Register" button. Below the "Register" button, there is a light blue box with the text "Data unavailable".

## 3 REGISTRATION OF WASTE GENERATING SITE

By filling in the data and clicking on the "Register" button, the waste generating site is registered.

Register waste generating site ✕

Name of waste generating site \* ?

Beginning of accounting \* ? End of accounting ?

*Atliekų susidarymo vietoje vykdoma transporto priemonių techninė priežiūra ir remontas* Declaration \*

Choose File No file chosen

Address of waste generation site

Municipality \* Location \*

Pasirinkite savivaldybę ▾

Pasirinkite vietovę ▾

Street House No.

Pasirinkite gatvę ▾

Building Flat No.

Contacts

Contact person \*

Vardas ir Pavardė

Phone \*

Email address \*

*Atliekų susidarymo vietoje yra atliekų likutis sukauptas (laikomas) iki atliekų susidarymo apskaitos vykdymo GPAIS*

Close
Register

## 4 WASTE RESIDUES FROM BEGINNING

When registering the place of waste generation, there is a section marked or "The residue generated on the waste site is stored prior to the generation of waste accounting by GPAIS." By ticking this section, additional fields appear that can indicate waste with their initial residues.

*Atliekų susidarymo vietoje yra atliekų likutis sukauptas (laikomas) iki atliekų susidarymo apskaitos vykdymo GPAIS*

Waste balance before waste generating accounting started in PPWIS

Waste	Residue, t
<input type="text"/>	<input type="text"/>
No records	

## Register waste generating site ✕

Name of waste generating site \* ?

Beginning of accounting \* ?

End of accounting ?

*Atliekų susidarymo vietoje vykdoma transporto priemonių techninė priežiūra ir remontas*

Address of waste generation site

Municipality \*

Location \*

Street

House No.

Building

Flat No.

Contacts

Contact person \*

Phone \*

Email address \*

*Atliekų susidarymo vietoje yra atliekų likutis sukauptas (laikomas) iki atliekų susidarymo apskaitos vykdymo GPAIS*

## 5 CHANGE THE DATA OF WASTE GENERATING SITE

In order to change the data of waste generating site in the waste generating site information preview form need to click on the „Modify“ button.

The screenshot shows the GPAIS web application interface. The top navigation bar includes the following items: Registration of producers, Waste manager, **Waste producers** (highlighted with a red box), GII organization, Administration of deposit, PAI accounting, Operational documents, and Karolina Krupaviciute-. The main content area displays the 'Waste maker' information for 'Energetikų g. 22b, Šiauliai'. Below this, there are several tabs: 'Waste generating site information' (highlighted with a red box), 'Waste generating accounting documents', 'Accompanying letter', and 'Accumulated (kept) wastes'. The 'Waste generating site information' section contains the following data:

<b>Address</b>	Lithuania, Šiaulių m. sav., Šiauliai, Energetikų g. 22b	<b>Contact person</b>	Vardas Pavardė
<b>Phone</b>	888888888888	<b>Email address</b>	elektroninis@pastas.lt
<b>Beginning of accounting</b>	2018-01-01	<b>End of accounting</b>	

A green 'Modify' button is located in the top right corner of the information section, highlighted with a red box.

Clicking the button opens the editing form:

## Edit site

Name of waste generating site 

Energetikų g. 22b, Šiauliai

Beginning of accounting 

2018-01-01

End of accounting 

Atliekų susidarymo vietoje vykdoma transporto priemonių techninė priežiūra ir remontas

Address of waste generation site

Municipality 

Šiaulių m. sav.

Location 

Šiauliai

Street

Energetikų g.

House No.

22b

Building

Flat No.

Contacts

Contact person 

Vardas Pavardė

Phone 




888888888888

Email address 

elektroninis@pastas.lt

Atliekų susidarymo vietoje yra atliekų likutis sukauptas (laikomas) iki atliekų susidarymo apskaitos vykdymo GRAIS

Waste balance before waste generating accounting started in PPWIS

Waste	Residue, t	
<input type="text"/>	<input type="text"/>	
13 03 10* kita izoliacinė ir šilumų perduodanti alyva	1.000000	 

Close

Save

The waste balance before waste generating accounting started in PPWIS can only be changed if there are no relevant approved summaries for the waste site.

## 6 REMOVE WASTE GENERATING SITE

In order to remove the waste generating site in the waste generating site preview window need to click on the „Remove“ button.



Waste maker J Tvarkytojas (Waste generating site: Lithuania, Klaipėdos m. sav., Klaipėda, Akacijų g. 12) ◀ Back

Select [Waste generating site information](#) [Waste generating accounting documents](#) [Accompanying letter](#) [Accumulated \(kept\) wastes](#)

Waste generating site information [Modify](#) [Remove](#)

<i>Address</i> Lithuania, Klaipėdos m. sav., Klaipėda, Akacijų g. 12	<i>Contact person</i> V P
<i>Phone</i> +37060000000	<i>Email address</i> mail@mail.com
<i>Beginning of accounting</i> 2018-10-01	<i>End of accounting</i>

A waste site cannot be removed if at least one waste generating accounting documents is started to fill in at the or the waste site is indicated in at least one accompanying document.

## 7 PREVIEW THE DATA OF WASTE GENERATING SITE

In order to preview the data of waste generating site need to click on the „Waste generating sites“ section. A list of waste sites is opened. After selecting the waste generating site need to click on the "Preview" button and it will open you a waste generating site data view window:

GPAIS Registration of producers Waste manager **Waste producers** GII organization Administration of deposit PAI accounting Operational documents Karolina Krupaviciute - 🔍 🏠 LT

Waste maker [Waste generating sites](#) [Waste management contracts](#)

Waste generating sites [Register](#)

Waste generating site name	Municipality	Location	Street	Beginning of accounting	End of accounting	
Jaustukas	Vilniaus m. sav.	Vilnius	A. Goštauto g.	2015-02-03		<a href="#">Preview</a>
Energetikų g. 22b, Šiauliai	Šiaulių m. sav.	Šiauliai	Energetikų g.	2018-01-01		<a href="#">Preview</a>

Waste maker Energetikų g. 22b, Šiauliai (Waste generating site: Lithuania, Šiaulių m. sav., Šiauliai, Energetikų g. 22b) ◀ Back

Select [Waste generating site information](#) [Waste generating accounting documents](#) [Accompanying letter](#) [Accumulated \(kept\) wastes](#)

Waste generating site information [Modify](#)

<i>Address</i> Lithuania, Šiaulių m. sav., Šiauliai, Energetikų g. 22b	<i>Contact person</i> Vardas Pavardė
<i>Phone</i> 888888888888	<i>Email address</i> elektroninis@pastas.lt
<i>Beginning of accounting</i> 2018-01-01	<i>End of accounting</i>

## 8 WASTE MANAGEMENT CONTRACTS

In order to preview the waste management contracts need to click on the „Waste management contracts“ section and it will open you a preview window of contacts:

Contract No.	Date of contract concluded	The contract is concluded with	The contract valid from	The contract valid to	Preview
2512	2015-10-20	123925283 Uždaroji akcinė bendrovė "POILSIS IR MES"	2015-10-20		

Clicking on the „Preview“ button opens the contract data preview window.

LR atliekų darytojo ir atliekų tvarkytojo sutartis	
Contract No.	2512
Date of contract concluded	2015-10-20
Valid from	2015-10-20
Valid to	Unlimited
Contract object	2512
The contract was registered	123925283 Uždaroji akcinė bendrovė "POILSIS IR MES"
The contract is concluded with	304128915 UAB Grail Events
Waste transporter	

Close

## 9 ACCUMULATED (KEPT) WASTES

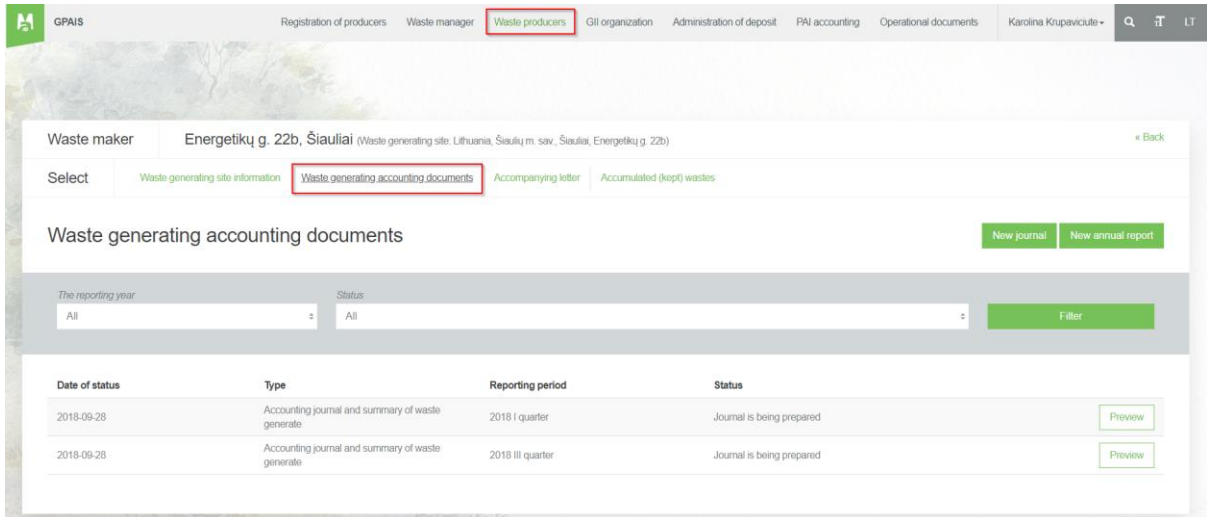
In the preview window of waste generating site contains the „Accumulated (kept) waste“ section in which lists the accumulated (stored) waste. The waste provider can update the waste balance by clicking on the "Update" button.

Code of waste	Name of waste	Residue, t
13 03 10*	kita izoliacinė ir šilumą perdudanti alyva	3.001000

## 10 WASTE GENERATING ACCOUNTING DOCUMENTS

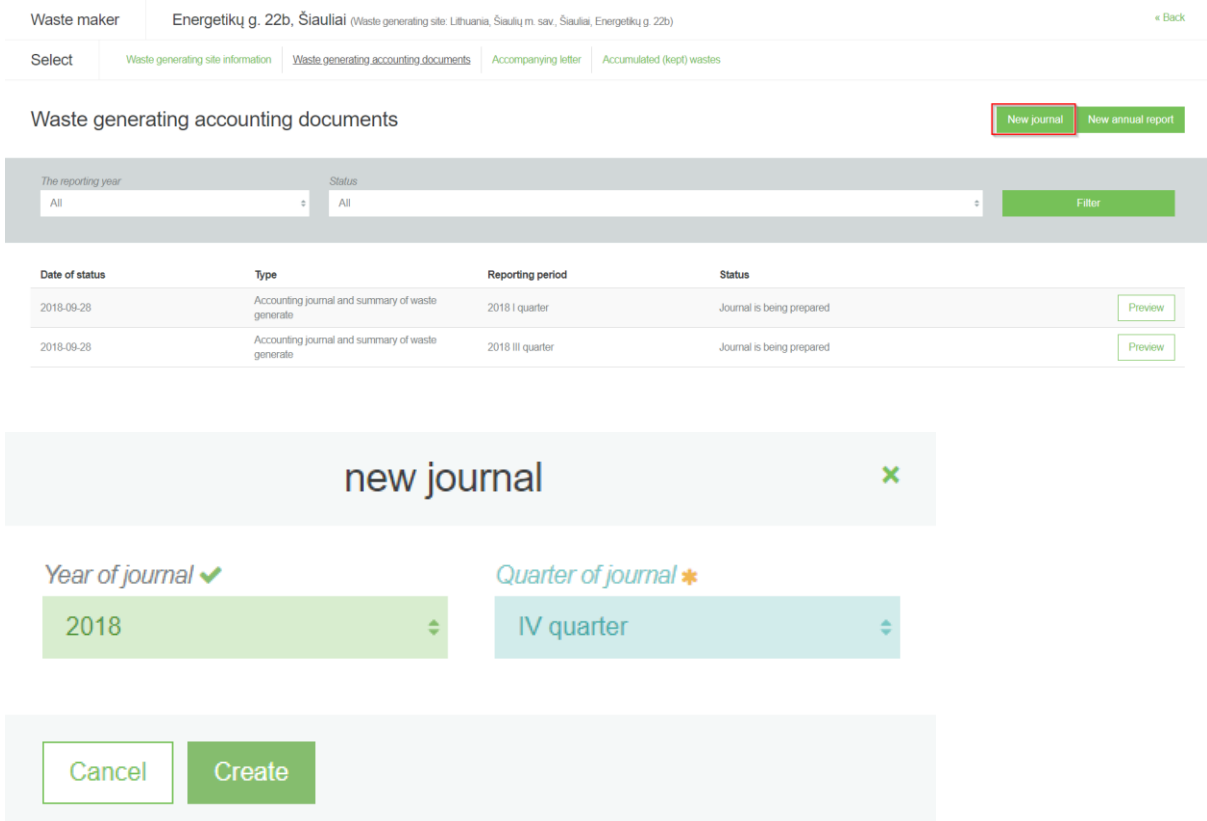
### 10.1 PREVIEW THE LSIT OF WASTE GENERATING JOURNAL, SUMMARY AND ANNUAL REPORT

List of journals, summaries and annual reports of waste treatment can be seen by clicking „Waste generating accounting documents“ section:



## 10.2 CREATE A NEW JOURNAL

The journals, summaries, annual reports list contains “New journal” button when click on it, a new magazine creation window opens . After entering the required data, the „Create“ button is pressed.



The selected reporting period must be overlapping at least one day with the selected accounting time for the waste management site. You cannot create a new journal if another journal exists for the selected waste location and for the selected reporting period.

After the "Create" button is pressed, a journal and summary window opens:

Energetikų g. 22b, Šiauliai [← Back](#)

Pasirinkite [Information](#) [Journal](#)

### Journal

[Form summary](#)

Produced waste [Transfer of waste to no waste manager](#) [Transfer of municipal waste indirect](#) [Write out](#)

Date of journal filling Waste Generated amount, t Comment

No records

In order to preview the history of statuses need to click on the „Information“ section:

Energetikų g. 22b, Šiauliai [← Back](#)

Pasirinkite [Information](#) [Journal](#)


### Informacija

Waste generating site: Energetikų g. 22b, Šiauliai  
 Status: Journal is being prepared  
 Date of status: 2018-09-28  
 Reporting period: 2018 III quarter  
 Accounting started: 2018-01-01  
 Accounting ended: -  
 The last change: Karolina Krupaviciute - 2018-09-28 11:17:42

[History of statuses](#)

Date of status	Status	User	Comment
2018-09-28	Journal is being prepared	Karolina Krupaviciute	
2018-09-28	Summary formed	Sistema	
2018-09-28	Summary is being formed	Karolina Krupaviciute	

## 10.3 ADD NEW JOURNAL ENTRY

To add new entry in the journal, need to click on the  button after filling in the entry line.

### 10.3.1 Produced waste

Pasirinkite [Information](#) [Journal](#)

### Journal

[Form summary](#)

[Produced waste](#) [Transfer of waste to no waste manager](#) [Transfer of municipal waste indirect](#) [Write out](#)

Date of journal filling Waste Generated amount, t Comment

2018-08-31	04 02 15 apdailos atliekos, nenurodytos 04 02 14	0.005200	
2018-08-19	01 03 04* rūgštis išskiriančios sulfidinės rūdos perdirbimo liekanos	0.005000	

### 10.3.2 Transfer of waste to no waste manager

Pasirinkite Information Journal

Journal Form summary

Produced waste Transfer of waste to no waste manager Transfer of municipal waste indirect Write out

Transfer date	Waste	Transmitted amount, t	Waste recipient	Waste usage operation	Another activity confirmation	Comment	
2018-07-15	01 01 02 mineralų kasybos atliekos, kuriose nėra metalų	0.065000	CompanyX	žemės ūkis (pvz. dumblo, komposto naudojimas tręšimui)			

### 10.3.3 Transfer of municipal waste indirect

Pasirinkite Information Journal

Journal Form summary

Produced waste Transfer of waste to no waste manager Transfer of municipal waste indirect Write out

Transfer date	Waste	Transmitted amount, t	Waste manager	Comment	
2018-09-30	20 03 01 mišrios komunalinės atliekos	0.958000	123044722 UAB "Ecoservice"		
2018-08-31	20 03 01 mišrios komunalinės atliekos	1.154000	123044722 UAB "Ecoservice"		

### 10.3.4 Write out

Pasirinkite Information Journal

Journal Form summary

Produced waste Transfer of waste to no waste manager Transfer of municipal waste indirect Write out

Write down date	Waste	The amount written off, t	The reason for the write off	Information about event	Comment	
2018-08-12	15 01 01 popieriaus ir kartono pakuotės	0.015000	Vagystė	NR. 123		

Waste provider can write down the amount of waste occurring earlier than the previous calendar quarter if they have documentary evidence the write down of waste.

## 10.4 EDIT/REMOVE JOURNAL ENTRY

In the journal each entry has a button clicking on it opens the entry editing line. When the information is corrected, the button is pressed and the entry is saved. If you press button, the edit is canceled.

In the journal near entry click the button, which remove journal line.

## Journal

Form summary

Produced waste	Transfer of waste to no waste manager	Transfer of municipal waste indirect	Write out
<input type="text"/>	<input type="text"/>	<input type="text"/>	<input type="text"/>
Date of journal filling	Waste	Generated amount, t	Comment
<input type="text"/>	<input type="text"/>	<input type="text"/>	<input type="text"/>
2018-08-31	04 02 15 apdailos atliekos, nenurodytos 04 02 14	0.005200	
2018-08-19	01 03 04* rūgštis išskiriančios sulfidinės rūdos perdirbimo liekanos	0.005000	

The entry cannot be removed in the journal if the journal contains status "Summary is being formed" or "Summary formed" or "Submitted for approval" or "Summary approved".

## 10.5 TO APPROVE SUMMARY

After completing fill out all the journal data, click on the "Form summary" button:

Energetikų g. 22b, Šiauliai [← Back](#)

Pasirinkite [Information](#) [Journal](#)

### Journal

Form summary

Produced waste	Transfer of waste to no waste manager	Transfer of municipal waste indirect	Write out
<input type="text"/>	<input type="text"/>	<input type="text"/>	<input type="text"/>
Date of journal filling	Waste	Generated amount, t	Comment
<input type="text"/>	<input type="text"/>	<input type="text"/>	<input type="text"/>
2018-09-20	10 08 04 dalelės ir dulkelės	0.154000	
2018-09-02	08 03 99 kitaip neapibrėžtos atliekos	0.054000	
2018-08-31	04 02 15 apdailos atliekos, nenurodytos 04 02 14	0.005200	
2018-08-19	01 03 04* rūgštis išskiriančios sulfidinės rūdos perdirbimo liekanos	0.005000	

An additional program window opens, after you click on the "Form summary" button:

## Form summary

Formation of summary could take some time. Do you really want to start summary formation now?

After confirm, the document status changes to the " Summary is being formed".

## Informacija

Waste generating site  
Energetikų g. 22b, ŠiauliaiStatus  
Summary is being formedDate of status  
2018-10-29Reporting period  
2018 III quarterAccounting started  
2018-01-01Accounting ended  
-

The last change

Karolina Krupaviciute - 2018-10-29 10:26:27

## History of statuses

Date of status	Status	User	Comment
2018-10-29	Summary is being formed	Karolina Krupaviciute	

The summary status changes to the “Summary formed” and an additional column “Summary” appears.

## Summary

[Approve summary](#)

Code of waste	Name of waste	Balance at the beginning of year, t	Generated amount, t	Transmitted for waste manager, t	Transmitted for not waste manager, t	Total transmitted, t	Written off, t	Balance at the end of year, t
01 01 02	mineralų kasybos atliekos, kuriose nėra metalų	0.000000	0.000000	0.000000	0.065000	0.065000	0.000000	-0.065000
01 03 04*	rūgšties išskiriamos sulfidinės rūdos perdirbimo liekanos	0.000000	0.005000	0.000000	0.000000	0.000000	0.000000	0.005000
04 02 15	apdailos atliekos, nenurodytos 04 02 14	0.000000	0.005200	0.000000	0.000000	0.000000	0.000000	0.005200
08 03 99	kitap neapibrėžtos atliekos	0.000000	0.054000	0.000000	0.000000	0.000000	0.000000	0.054000
10 08 04	dalelės ir dulkes	0.000000	0.154000	0.000000	0.000000	0.000000	0.000000	0.154000
13 03 10*	kita izoliacinė ir šilumą perduodanti alyva	1.000000	0.000000	0.000000	0.000000	0.000000	0.000000	1.000000

After reviewing the generated summary and if no errors have been found, the summary is confirmed by clicking on the “Approve summary” button.

## Summary

[Approve summary](#)

Code of waste	Name of waste	Balance at the beginning of year, t	Generated amount, t	Transmitted for waste manager, t	Transmitted for not waste manager, t	Total transmitted, t	Written off, t	Balance at the end of year, t
01 01 02	mineralų kasybos atliekos, kuriose nėra metalų	0.000000	0.000000	0.000000	0.065000	0.065000	0.000000	-0.065000
01 03 04*	rūgšties išskiriamos sulfidinės rūdos perdirbimo liekanos	0.000000	0.005000	0.000000	0.000000	0.000000	0.000000	0.005000
04 02 15	apdailos atliekos, nenurodytos 04 02 14	0.000000	0.005200	0.000000	0.000000	0.000000	0.000000	0.005200
08 03 99	kitap neapibrėžtos atliekos	0.000000	0.054000	0.000000	0.000000	0.000000	0.000000	0.054000
10 08 04	dalelės ir dulkes	0.000000	0.154000	0.000000	0.000000	0.000000	0.000000	0.154000
13 03 10*	kita izoliacinė ir šilumą perduodanti alyva	1.000000	0.000000	0.000000	0.000000	0.000000	0.000000	1.000000

If the system does not set deficiencies in the summary, the status of the summary changes to “Summary approved”. If the summary is submitted late, the system will ask to indicate the reason for delay in the summary statement:

Are you really want to approve summary? ✕

*Prašome įvesti suvestinės patvirtinimo vėlavimo priežastį ✓*

If the system set deficiencies in the summary, summary status changes in to “Deficiencies detected” and an additional “Deficiencies detected” column appears, which describes the errors.

Energetikų g. 22b, Šiauliai ← Back

Pasirinkite Information Journal Summary Deficiencies identified

Deficiencies identified

Code	Name	Description
ASZ11	Neįgiamas likutis	Ataskaitinio laikotarpio pabaigoje atliekų likutis turi būti lygus nuliui arba teigiamas. Atlieka: 20 03 01 (ASZ11)
ASZ11	Neįgiamas likutis	Ataskaitinio laikotarpio pabaigoje atliekų likutis turi būti lygus nuliui arba teigiamas. Atlieka: 16 01 03 (ASZ11)
ASZ11	Neįgiamas likutis	Ataskaitinio laikotarpio pabaigoje atliekų likutis turi būti lygus nuliui arba teigiamas. Atlieka: 15 01 01 (ASZ11)
ASZ11	Neįgiamas likutis	Ataskaitinio laikotarpio pabaigoje atliekų likutis turi būti lygus nuliui arba teigiamas. Atlieka: 01 01 02 (ASZ11)

## 10.6 EDIT JOURNAL

The journal may need to be adjusted if the formed summary has errors and cannot be verified, or if the summary was formed before the end of the reporting period in order to view the interim summary. By clicking the “Edit journal” button, the status of the journal changes to the “Journal is being prepared” and you can continue to fill the data as part of the “Add new journal entry” section.

Energetikų g. 22b, Šiauliai ← Back

Pasirinkite Information Journal Summary Deficiencies identified

Journal Edit journal

Date of journal filling	Waste	Generated amount, t	Comment
2018-09-20	10 08 04 dalelės ir dulkes	0.154000	
2018-09-02	08 03 99 kitaip neapibrėžtos atliekos	0.054000	
2018-08-31	04 02 15 apdailos atliekos, nenurodytos 04 02 14	0.005200	
2018-08-19	01 03 04* rūgštis išskiriančios sulfidinės rūdos perdirbimo liekanos	0.005000	

## 10.7 PRESENTATION OF THE ANNUAL REPORT FOR APPROVAL

When the time comes to submit an annual report on the waste provider, the user presses the "New Annual Report" button.



Waste maker Energetikų g. 22b, Šiauliai (Waste generating site: Lithuania, Šiaulių m. sav., Šiauliai, Energetikų g. 22b) « Back

Select Waste generating site information Waste generating accounting documents Accompanying letter Accumulated (kept) wastes

Waste generating accounting documents New journal New annual report

The reporting year:  Status:  Filter

Date of status	Type	Reporting period	Status	
2018-10-29	Accounting journal and summary of waste generate	2018 III quarter	Deficiencies identified	<span style="border: 1px solid green; padding: 2px;">Preview</span>
2018-10-29	Accounting journal and summary of waste generate	2018 I quarter	Summary formed	<span style="border: 1px solid green; padding: 2px;">Preview</span>

## New annual report ✕

The reporting year ★

2018 ▾

Cancel

Create

Energetikų g. 22b, Šiauliai « Back

Pasirinkite Information

### Informacija

<p><i>Waste generating site</i> Energetikų g. 22b, Šiauliai</p> <p><i>Reporting period</i> 2018</p> <p><i>The last change</i> Karolina Krupaviciute - 2018-10-29 11:20:10</p>	<div style="border: 1px solid red; padding: 5px; display: inline-block;"> <i>Status</i> Forming         </div> <p><i>Accounting started</i> 2018-01-01</p>	<p><i>Date of status</i> 2018-10-29</p> <p><i>Accounting ended</i> -</p>
---	--	--

### History of statuses

Date of status	Status	User	Comment
2018-10-29	Forming	Karolina Krupaviciute	

When you create a report and want to submit it, the "Submit" button is pressed.  
 All waste generating accounting documents for the reporting year must be approved.  
 There must also be at least one approved waste generating summary for the reporting year.  
 Only one relevant waste generate accountancy report may exist for the chosen waste site and for the selected reporting year.

## Report

Submit

Produced waste

Waste transmitted for waste manager

Waste transmitted for not waste manager

Code of waste	Name of waste	Dangerous waste	Balance at the beginning of year, t	Generated amount, t	Transmitted for waste manager, t	Transmitted for not waste manager, t	Total transmitted, t	Written off, t	Balance at the end of year, t
01 01 02	mineralų kasybos atliekos, kuriose nėra metalų	No	0.000000	1.000000	0.000000	0.065000	0.065000	0.000000	0.935000
01 03 04*	rugščių išskiriančios sulfidines rūdos perdirbimo liekanos	Yes	0.000000	0.005000	0.000000	0.000000	0.000000	0.000000	0.005000
04 02 15	apdirbtos atliekos, nenurodytos 04 02 14	No	0.000000	0.005200	0.000000	0.000000	0.000000	0.000000	0.005200
08 03 99	kitap neapibrėžtos atliekos	No	0.000000	0.054000	0.000000	0.000000	0.000000	0.000000	0.054000
10 08 04	dalelės ir dulkes	No	0.000000	0.154000	0.000000	0.000000	0.000000	0.000000	0.154000
13 03 10*	kiti izoliaciniai ir šilumą perdudantys alyva	Yes	1.000000	0.000000	0.000000	0.000000	0.000000	0.000000	1.000000
15 01 01	popieriaus ir kartono pakuotės	No	0.000000	1.000000	0.000000	0.000000	0.000000	0.015000	0.985000
16 01 03	naudotos padangos	No	0.000000	3.000000	2.400000	0.000000	2.400000	0.000000	0.600000
20 03 01	mėšios komunalines atliekos	No	0.000000	3.000000	2.112000	0.000000	2.112000	0.000000	0.888000

Do you really want start annual report submit? ✕

Cancel

Submit

If the report is approved, the status changes to "Annual report accepted".

## Informacija

Waste generating site  
Energetikų g. 22b, Šiauliai

Status  
Accepted

Date of status  
2018-10-29

Reporting period  
2018

Accounting started  
2018-01-01

Accounting ended  
-

Correction period  
2018-10-31

The last change  
Sistema - 2018-10-29 15:19:26

## Histy of statuses

Date of status	Status	User	Comment
2018-10-29	Accepted	Sistema	
2018-10-29	Submitted for assessment	Karolina Krupaviciute	
2018-10-29	Formed	Sistema	

If the report detects deficiencies, the status changes to "Not accepted" and in the "Information" section, you can see a description of the errors and a specified revision term in the notes.

## Informacija

Waste generating site  
Energetikų g. 22b, Šiauliai

Status  
Not accepted

Date of status  
2018-10-29

Reporting period  
2018

Accounting started  
2018-01-01

Accounting ended  
-

Correction period  
2018-10-31

The last change  
Sistema - 2018-10-29 12:00:36

## History of statuses

Date of status	Status	User	Comment
2018-10-29	Not accepted	Sistema	Netinkamas 15 01 01 atliekos kiekis.
2018-10-29	Submitted for assessment	Karolina Krupaviciute	
2018-10-29	Formed	Sistema	

Th deficiencies are correcting in the journal section by clicking on "Edit journal". Clicking the button prompts you to enter the reason for the correction:

Do you really want to edit journal? ✕

Dėmesio! Pakoregavus žurnalą reikia pakoreguoti ir kitus žurnalus.

Please enter reason for journal editing \*

Cancel

Yes

## 11 ACCOMPANYING LETTER

### 11.1 CREATE A NEW ACCOMPANYING LETTER

On the waste provider section, in the accompanying letter preview list form contains the "Prepare accompanying letter" button.

Waste maker: Energetikų g. 22b, Šiauliai (Waste generating site Lithuania, Šiaulių m. sav. Šiauliai, Energetikų g. 22b) « Back

Select: Waste generating site information | Waste generating accounting documents | **Accompanying letter** | Accumulated (kept) wastes

**Accompanying letter** Prepare accompanying letter

Accompanying letter No. All | Accompanying letter participants All | Accompanying letter status All

Period of accompanying letter status Optional | Accompanying letter status date from Not defined | Accompanying letter status date to Not defined Filter

Accompanying letter No.	Date of accompanying letter status	Accompanying letter status	Waste recipient	Planned transfer date	Transfer date	Date of receipt	
11621	2018-09-28	Shipment completed	123925283 Uždaroji akcinė bendrovė "POILSIS IR MES"	2018-09-28	2018-09-28	2018-09-28	<span>Preview</span>

## Prepare accompanying letter ✕

- Transferred waste's accompanying letter of waste manager's
- Transferred waste's accompanying letter of waste producer, which performs waste generation accounting
- Transferred waste's accompanying letter of waste producer, which does not perform waste generation accounting

Close
Prepare

By ticking the type and by clicking "Prepare", an accompanying letter is provided:

Accompanying letter: Waste management site: Energetikų g. 22b, Šiauliai, accompanying letter organizer waste consignee « Back

Preparing accompanying letter (2018-10-30)

**Transferred waste's accompanying letter of waste producer, which performs waste generation accounting**

Accompanying letter No. 13002	Planned transfer date	-
Bill of lading ROIK -	Transfer date	-
	Date of receipt	-

**WASTE CONSIGNOR**


UAB "J Tvaikytojas"  
 k. 304128915  
 Waste generating site  
 Energetikų g. 22b, Šiauliai  
 Address of waste generating site  
 Lithuania, Šiaulių m. sav. Šiauliai, Energetikų g. 22b  
 Contacts of waste generating site  
 Vardas Pavardė: 805000000000  
 email@name@domain.lt


**Transmitted waste**

CODE OF WASTE	NAME OF WASTE	TRANSMITTED AMOUNT, T	ACCEPTED (WEIGHED) AMOUNT OF WASTE

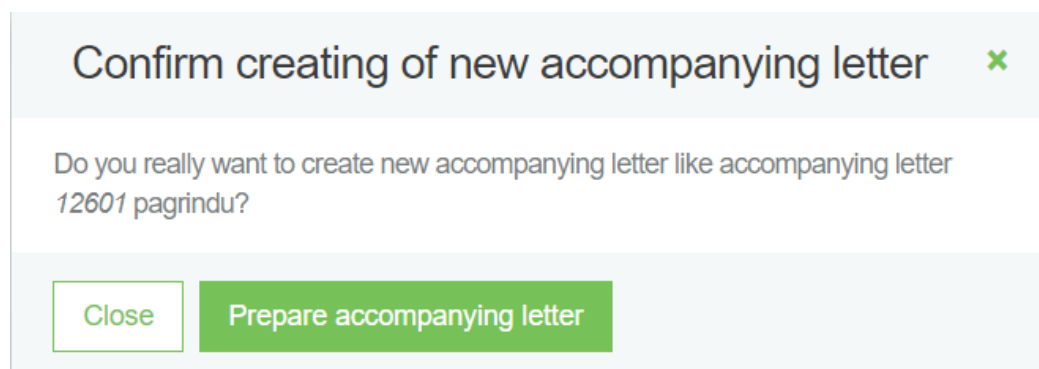
An accompanying letter can be formed by the waste producer and the waste manager.

## 11.2 CREATE A NEW ACCOMPANYING LETTER ON THE OLD BASIS


To create a new accompanying letter on the basis of the previous accompanying letter, you need to click the  "Create accompanying letter" button in the preview form of the accompanying letter you want.

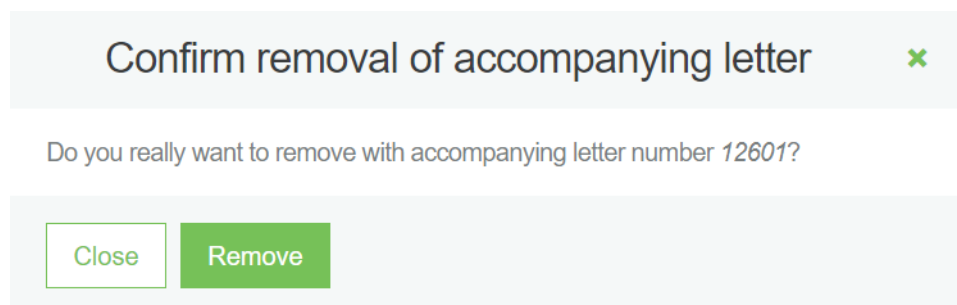



An additional program window is displayed for confirming the preparation of a new accompanying letter on old basis.





## 11.3 REMOVE THE ACCOMPANYING LETTER

In order to remove accompanying letter need to click the  „Delete accompanying letter“ button. The accompanying letter can only be removed if the accompanying letter has the status "Preparing accompanying letter".



## 11.4 PREPARE THE ACCOMPANYING LETTER

In order to prepare accompanying letter in the preview window of accompanying letter need to click on the  „Prepare accompanying letter“ button.



## 11.4.1 General information

Prepare accompanying letter ✕

General information	Transmitted waste	Broker / waste distributor
<i>Planned transfer date</i> *	<i>Bill of lading ROIK</i>	
<div style="border: 1px solid #ccc; height: 20px; width: 100%;"></div>		
<i>Comment</i>		
<div style="border: 1px solid #ccc; height: 20px; width: 100%;"></div>		
<b>Waste consignor</b>		
<hr/>		
<i>Waste consignor</i>		
<div style="border: 1px solid #ccc; padding: 2px 5px;">UAB "J Tvarkytojas" į.k. 304128915 <span style="float: right; color: #888;">🔒</span></div>		
<i>Waste generating site</i>		
<div style="border: 1px solid #ccc; padding: 2px 5px;">Energetikų g. 22b, Šiauliai <span style="float: right; color: #888;">🔒</span></div>		
<i>Address of waste generating site</i>		
<div style="border: 1px solid #ccc; padding: 2px 5px;">Lithuania, Šiaulių m. sav., Šiauliai, Energetikų g. 22b <span style="float: right; color: #888;">🔒</span></div>		
<b>Waste recipient</b>		
<hr/>		
<input checked="" type="radio"/> Waste transmitted to waste manager		
<input type="radio"/> Waste transmitted to waste consignor waste manager site		
<i>Waste management contract</i> *		
<div style="border: 1px solid #ccc; padding: 2px 5px;">Pasirinkite sutartį <span style="float: right;">▼</span></div>		
<i>Waste management site</i>		
<div style="border: 1px solid #ccc; height: 20px; width: 100%;"></div>		
<i>Address of waste management site</i>		
<div style="border: 1px solid #ccc; height: 20px; width: 100%;"></div>		
<b>Waste transporter</b>		
<hr/>		
<input type="radio"/> Waste carries waste carrier		
<input type="radio"/> Waste consignor carries waste himself		
<input type="radio"/> Waste carries logistic company		
<input type="radio"/> Waste carrier is indicated in the triple contract with waster recipient		
<div style="display: flex; justify-content: space-between; align-items: center;"><div style="border: 1px solid #ccc; padding: 2px 5px; margin-right: 5px;">Close</div><div style="border: 1px solid #ccc; padding: 2px 5px; margin-right: 5px;">Save</div><div style="border: 1px solid #ccc; padding: 2px 5px; background-color: #4CAF50; color: white;">Prepare</div></div>		

## 11.4.2 Transmitted waste

Prepare accompanying letter ✕

General information

Transmitted waste

Broker / waste distributor

Waste consignor weighs the transferred waste himself       Waste consignor no weighs the transferred waste

Waste	+
15 01 02 01 PET pakuotės	
15 01 02 02 kitos plastikinės pakuotės	

CloseSavePrepare

At the waste location, it should be noted whether the shipper of the waste weighs or not the waste transferred.

## 11.4.3 Broker / waste distributor

Prepare accompanying letter ✕

General informationTransmitted waste

Broker / waste distributor

**Broker**

*Broker \**

AVAKONA UAB

*Waste management site*

Uždaroji akcinė bendrovė "Avakona"

*Address of waste management site*

Ignalinos r. sav., Dūkštas (Dūkšto sen.), Partizanų g. 30 🔒

**Waste dealer**

*Waste dealer \**

Akcinė bendrovė "Kalcitas"

*Waste management site*

Karpėnų klinčių karjeras

*Address of waste management site*

Akmenės r. sav. 🔒

CloseSavePrepare

After completing all the required data, click on the "Prepare" button. The accompanying letter from status of the „Preparing accompanying letter“ changes to „Accompanying letter formed“:

Accompanying letter Waste management site: Energetiku g. 22b, Šauliai, accompanying letter organizer waste consignee < Back

Accompanying letter formed (2018-10-30)

**Transferred waste's accompanying letter of waste producer, which performs waste generation accounting**

Accompanying letter No: 13002	Planned transfer date: 2018-10-30
Bill of lading ROIK: -	Transfer date: -
	Date of receipt: -

WASTE CONSIGNOR	WASTE RECIPIENT
<b>UAB "J Tvarkytojas"</b> Įk. 304128915 Waste generating site: Energetiku g. 22b, Šauliai Address of waste generating site: Lithuania, Šaulių m. sav., Šauliai, Energetiku g. 22b Contacts of waste generating site: Vardas Pavardė, 000000000000, elektronas@pantas.lt	<b>Uždaroji akcinė bendrovė "POLIS IR MES"</b> Įk. 123925283, Waste management contract 2512, sukurta 2015-10-20 Waste management site: UAB "Tvarkytojas" Address of waste management site: Ekiemų str., Vėnis (Vėnis sen.), Jauniystės g. 1 Contacts of waste management site: Vardas Pavardė, +3702326632, g.2544@sigortissistemas.lt

WASTE TRANSPORTER
<b>UAB "J Tvarkytojas"</b> Įk. 304128915

## 11.5 START A SHIPMENT OF WASTE

To start shipment, the accompanying letter state must be " Accompanying letter formed". Then



"Execute shipment" button is pressed, the shipment execution form opens.

Accompanying letter formed (2018-10-18) + - [Truck icon] [Close icon]

The same information is visible when the accompanying letter prepare the waste manager.

Only the consignor of the waste can initiate the shipment.

Waste cannot be shipped until the waste consignor in the PPWIS provides the accompanying letter with the status of " Executing transporting".

### 11.5.1 General information

**Execute transportation** [Close icon]

General information	Transmitted waste	Broker / waste distributor
Transfer date 2018-10-30	Bill of lading ROIK	
Comment		

**Waste transporter**

Waste carries waste carrier
  Waste consignor carries waste himself
  Waste carries logistic company
  Waste carrier is indicated in the triple contract with waster recipient



## 11.5.2 Transmitted waste

### 11.5.2.1 Waste consignor weighs the transferred waste himself

#### Execute transportation ✕

---

General information      Transmitted waste      Broker / waste distributor

---

Waste consignor weighs the transferred waste himself       Waste consignor no weighs the transferred waste

*Transferred waste \**

Code of waste	Name of waste	Transmitted amount, t
15 01 02 01	PET pakuotės	0.000000

---

Close   Save   Execute transportation

### 11.5.2.2 Waste consignor no weighs the transferred waste

#### Execute transportation ✕

---

General information      Transmitted waste      Broker / waste distributor

---

Waste consignor weighs the transferred waste himself       Waste consignor no weighs the transferred waste

*Transferred waste \**

Code of waste	Name of waste
15 01 02 01	PET pakuotės

---

Close   Save   Execute transportation

### 11.5.3 Broker / waste distributor

Execute transportation ✕

General information
Transmitted waste

Broker / waste distributor

**Broker**

---

*Broker \**

"Agromatika", MB

*Waste management site*

"Agromatika", MB

*Address of waste management site*

Vilniaus m. sav., Vilnius, Ulonų g. 3 🔒

**Waste dealer**

---

*Waste dealer \**

UAB "Jankita"

*Waste management site*

UAB "Jankita" ENTP demontavimo įrenginys

*Address of waste management site*

Kelmės r. sav., Gineikiai (Kelmės apylinkių sen.), Pamiškės g. 9 🔒

Close

Save

Execute transportation

### 11.6 CONFIRM FINISH OF SHIPMENT

When the recipient carries out the shipment, weighs the waste, records the quantities and confirms the receipt of the waste, the status of the accompanying document changes to "Transportation performed. Need confirmation from consignor". In order to confirm finish of shipment the waste

consignor need to click on the "Confirm finish of shipment" button.

Accompanying letter
Waste management site: Energetikų g. 22b, Šauliai, accompanying letter organizer waste consignee
← Back

Transporting performed. Needs confirmation from consignor (2018-10-30)
✔

**Transferred waste's accompanying letter of waste producer, which performs waste generation accounting**

Accompanying letter No. 13002	Planned transfer date	2018-10-30
Bill of lading ROIK -	Transfer date	2018-10-30
	Date of receipt	2018-10-30
<b>WASTE CONSIGNOR</b>		
UAB "J Tarkytos" (į. 304128915)		
Waste generating site: Energetikų g. 22b, Šauliai		
Address of waste generating site: UAB "J Tarkytos", Energetikų g. 22b, Šauliai, Vilniaus m. sav., Šauliai		
Contacts of waste generating site: Vardas Pavardė, 80005555555555, elektroninis@tarkytos.lt		
<b>WASTE RECIPIENT</b>		
Uždaroji akcinė bendrovė "POILSIS IR MES" (į. 123925263, Waste management contract 2512, sudaryta 2015-10-30)		
Waste management site: UAB "J Tarkytos"		
Address of waste management site: Elektrėnų sav., Vėris (Vėris sen.), Jaunystės g. 1		
Contacts of waste management site: Vardas Pavardė, +37062326332, g.zinke@algoritmusistemot.lt		
<b>WASTE TRANSPORTER</b>		
UAB "J Tarkytos" (į. 304128915)		

Transporting ended (2018-10-30)

**Transferred waste's accompanying letter of waste producer, which performs waste generation accounting**

Accompanying letter No: 13002	Planned transfer date: 2018-10-30
Bill of lading ROIK: -	Transfer date: 2018-10-30
	Date of receipt: 2018-10-30


WASTE CONSIGNOR	WASTE RECIPIENT
<b>UAB "J Tvarkytojas"</b> Į.K. 304128915 Waste generating site: Energetikų g. 22b, Šauliai Address of waste generating site: Lituana, Šaulių m. sav., Šauliai, Energetikų g. 22b Contacts of waste generating site: Vardas Pavardė, 000000000000, eltronis@pantas.lt	<b>Uždaroji akcinė bendrovė "POILSIS IR MES"</b> Į.K. 12362503, Waste management contract 2512, sudaryta 2015-10-20 Waste management site: UAB "S Tvarkytojas" Address of waste management site: Ekstremų sav., Vėivis (Vėivis sen.), Jaunyčiai g. 1 Contacts of waste management site: Vardas Pavardė, +37062326632, g.zckm@sigortustestimas.lt

WASTE TRANSPORTER
<b>UAB "J Tvarkytojas"</b> Į.K. 304128915

When the waste consignor confirms the amount of waste he has weighed and indicated in the accompanying letter, the waste generating journal and waste treatment journal automatically fill up.

### 11.7 REFUSE TO SPECIFY CONSIGNEE DATA

If the consignor, having detected inaccuracies, can return the data to the waste recipient. To initiate

the return of data for adjustment need to click on the  "Refuse to specify consignee data" button. The accompanying letter changes to "Executing transporting".

Transporting performed. Needs confirmation from consignor (2018-10-30)

**Transferred waste's accompanying letter of waste producer, which performs waste generation accounting**

Accompanying letter No: 13002	Planned transfer date: 2018-10-30
Bill of lading ROIK: -	Transfer date: 2018-10-30
	Date of receipt: 2018-10-30

WASTE CONSIGNOR	WASTE RECIPIENT
<b>UAB "J Tvarkytojas"</b> Į.K. 304128915 Waste generating site: Energetikų g. 22b, Šauliai Address of waste generating site: Lituana, Šaulių m. sav., Šauliai, Energetikų g. 22b Contacts of waste generating site: Vardas Pavardė, 000000000000, eltronis@pantas.lt	<b>Uždaroji akcinė bendrovė "POILSIS IR MES"</b> Į.K. 12362503, Waste management contract 2512, sudaryta 2015-10-20 Waste management site: UAB "S Tvarkytojas" Address of waste management site: Ekstremų sav., Vėivis (Vėivis sen.), Jaunyčiai g. 1 Contacts of waste management site: Vardas Pavardė, +37062326632, g.zckm@sigortustestimas.lt

WASTE TRANSPORTER
<b>UAB "J Tvarkytojas"</b> Į.K. 304128915


Executing transporting (2018-10-30)

**Transferred waste's accompanying letter of waste producer, which performs waste generation accounting**

Accompanying letter No. 13002	Planned transfer date	2018-10-30
Bill of lading ROIK -	Transfer date	2018-10-30
	Date of receipt	2018-10-30
<b>WASTE CONSIGNOR</b>	<b>WASTE RECIPIENT</b>	
UAB "J Tvarkytojas" JK 304128915	Uždaroji akcinė bendrovė "POILSIS IR MEŠ" JK 123925283, Waste management contract 2512, sutartis 2015-10-20	
Waste generating site Energetikų g. 22b, Šiauliai	Waste management site UAB "J Tvarkytojas"	
Address of waste generating site Lithuania, Šiauliai m. sav., Šiauliai, Energetikų g. 22b	Address of waste management site Elektrėnų sav., Viekš (Viekš seni.), Jaučnykėlių g. 1	
Contacts of waste generating site Vardas Pavardė, +37065858588, elektronas@vartas.lt	Contacts of waste management site Vardas Pavardė, +37062326632, g.zickas@algorithmusistemas.lt	
<b>WASTE TRANSPORTER</b>		
UAB "J Tvarkytojas" JK 304128915		

The waste consignor confirms or returns the amount of waste weighed by the recipient of the waste to be rectified no later than the next working day after receipt of the confirmation waste.

### 11.8 CANCEL SHIPMENT

In order to cancel shipment need to click on the  „Cancel shipment“ button.

Accompanying letter Waste management site: Energetikų g. 22b, Šiauliai, accompanying letter organizer waste consignee « Back

Transporting performed. Needs confirmation from consignor (2018-10-30)

**Cancel shipment**

Are you really want to cancel waste shipment?

Close Patvirtinti

After cancellation, the shipment will be canceled.

Accompanying letter Waste management site: Energetikų g. 22b, Šiauliai, accompanying letter organizer waste consignee « Back

Transporting canceled (2018-10-30)

**Transferred waste's accompanying letter of waste producer, which performs waste generation accounting**

Accompanying letter No. 13003	Planned transfer date	2018-10-31
Bill of lading ROIK -	Transfer date	2018-10-30
	Date of receipt	2018-10-30
<b>WASTE CONSIGNOR</b>	<b>WASTE RECIPIENT</b>	
UAB "J Tvarkytojas" JK 304128915	Uždaroji akcinė bendrovė "POILSIS IR MEŠ" JK 123925283, Waste management contract 2512, sutartis 2015-10-20	
Waste generating site Energetikų g. 22b, Šiauliai	Waste management site UAB "J Tvarkytojas"	
Address of waste generating site Lithuania, Šiauliai m. sav., Šiauliai, Energetikų g. 22b	Address of waste management site Elektrėnų sav., Viekš (Viekš seni.), Jaučnykėlių g. 1	
Contacts of waste generating site Vardas Pavardė, +37065858588, elektronas@vartas.lt	Contacts of waste management site Vardas Pavardė, +37062326632, g.zickas@algorithmusistemas.lt	
<b>WASTE TRANSPORTER</b>		
UAB "J Tvarkytojas" JK 304128915		

The shipment may be canceled by the consignor or the waste recipient depending on the status of the accompanying letter.


## 11.9 PREVIEW DATA OF ACCOMPANYING LETTER

In order to preview data of accompanying letters, you first need click on the „Accompanying letter“ section and click the „Preview“ button on the desired letter. Clicking on the "Preview" button opens the accompanying letter data view window:

The screenshot displays the GPAIS interface for managing accompanying letters. The 'Waste producers' menu item is highlighted. The 'Accompanying letter' tab is active, showing a list of letters. The first entry, with ID 13003, is highlighted, and its 'Preview' button is also highlighted. Below the list, a detailed view of the selected letter is shown, including a title 'Transporting canceled (2018-10-30)' and a structured data view with tables for consignor, recipient, transporter, and waste details.

The list of accompanying letter contains a value filter that allows you to sort the list of letters according to certain conditions:

The filter section allows users to refine their search. It includes dropdown menus for selecting specific letters, participants, or statuses. Additionally, there are input fields to filter by the status date range, with a 'Filter' button to execute the search.


In the accompanying letter data preview window pressing the  button opens the status history view form:



### History of statuses ✕

<b>2018-10-30 16:43</b> Transporting ended Status changed by: Karolina Krupaviciute Representing: UAB "J Tvarkytojas" c.c. 304128915
<b>2018-10-30 16:43</b> Transporting performed. Needs confirmation from consignor Status changed by: Karolina Krupaviciute Representing: Uždaroji akcinė bendrovė "POILSIS IR MES" c.c. 123925283
<b>2018-10-30 16:28</b> Executing transporting Status changed by: Karolina Krupaviciute Representing: UAB "J Tvarkytojas" c.c. 304128915
<b>2018-10-30 16:19</b> Transporting performed. Needs confirmation from consignor Status changed by: Karolina Krupaviciute Representing: Uždaroji akcinė bendrovė "POILSIS IR MES" c.c. 123925283
<b>2018-10-30 16:17</b> Executing transporting Status changed by: Karolina Krupaviciute Representing: UAB "J Tvarkytojas" c.c. 304128915
<b>2018-10-30 15:38</b> Accompanying letter formed Status changed by: Karolina Krupaviciute Representing: UAB "J Tvarkytojas" c.c. 304128915
<b>2018-10-30 15:13</b> Preparing accompanying letter

## 11.10 PRINT ACCOMPANYING LETTER

The accompanying letter data view window has a  "Print" button, which opens the document's print form.

